


# Terex Recycling Spaleck Screen



MSW



C+D / C+I



Incineration slag



Shredder light fraction



Shredder heavy fraction



Metal recycling

PROGRESS THROUGH DIVERSITY

**SPALECK**® since 1869  
*conveying and separation technology*

## Terex Recycling Spaleck Screen

The NEW Terex Recycling Spaleck Screen is the ultimate in mobile screening and separation technology. At the heart of the screen is the 2 deck German designed and constructed high performance recycling waste screen with Flip-Flow-Screen Elastica. The unique stepped top deck design combined with state of the art flip flow technology on the bottom deck catapults the Terex Recycling Spaleck Screen into a class of its own.

Its processing capabilities and application flexibility make the machine the only all in one mobile solution for the processing and separation of recycling materials such as incineration slag, shredder light and heavy fraction, scrap metal, electronic scrap, C&D, C&I, bulky waste, compost, plastic fractions, biomass, topsoil etc.

### Standard Features

Tier 3 / Stage 3A - Caterpillar C4.4 ATAAC - 4 cylinder diesel engine developing 83kW (111.3hp) 2200 RPM

Tier 4i / Stage 3B - Caterpillar C4.4 - 4 cylinder diesel engine developing 82kW (110hp) @ 2200 RPM

Abrasion Resistant plate steel pan apron feeder with heavy duty chain drive

Hopper capacity: 7m<sup>3</sup> (9.16yd<sup>3</sup>)

No grid unit

Screen media fitted as standard

Hydraulic raise for mesh changing (500mm)

4800mm x 1500mm (16' x 5') 3D punch plate top deck

3650mm x 1500mm (12' x 5') Flip - Flow technology bottom deck

Galvanised catwalk around screen c/w handrail, kick board and access ladder

Screen box reject chute (1)

1200mm (48") wide O/S conveyor with twin drive and chevron belt (3.6m discharge height)

800mm (32") wide chevron belt on middle grade conveyor with variable speed & thumper roller

800mm (32") wide plain belt on fines conveyor with variable speed & belt scraper

Remote start/stop of pan feeder

Skirting on oversize conveyor

Heavy duty undercarriage unit with 400mm wide pads - 3280mm sprocket centres

Control operation of tracks via hand held-set with 5m connection lead

Low level greasing

Emergency Stops (4 nr)

### Powerunit

- ▶ Tier 3 / Stage 3A Caterpillar C4.4 ATAAC - 4 cylinder diesel engine developing 83kW (111.3hp) 2200 RPM
- ▶ Tier 4i / Stage 3B - Caterpillar C4.4 - 4 cylinder diesel engine developing 82kW (110hp) @ 2200 RPM

### Fines conveyor

- ▶ Standard discharge height: 3.63m (11' 11")
- ▶ Plain belt: 800mm (32")
- ▶ Extended discharge height: 4.35m (14' 3")
- ▶ Variable speed
- ▶ Rosta scraper on head drum
- ▶ Optional telescopic section

### Screen Features:

- ▶ Nearly blockage-free screening in the upper and lower deck thanks to tried and tested 3D and Flip-Flow technology.
- ▶ The 3D screening segments guarantee accurate screening with no long pieces passing into the middlegrade material.
- ▶ The Flip-Flow screen with screwless mounted screen mats avoids unnecessary cleaning and reduces maintenance times.
- ▶ Screenbox discharge end can be hydraulically raised 500mm to facilitate efficient and easy media access and changing.



▶ Processing Shredded Wood

### Hopper / Feeder

- ▶ Hopper capacity: 7m<sup>3</sup> (9.16yd<sup>3</sup>)
- ▶ Steel pan apron feeder: 1000mm (40")
- ▶ Hydraulic variable speed

### Screenbox

- ▶ Top deck: 4.8m x 1.5m (16' x 5')
- ▶ Bottom deck: 3.6m x 1.5m (12' x 5')
- ▶ 3D punch plate top deck
- ▶ Flip - Flow technology bottom deck
- ▶ Screenbox can hydraulically adjusted to an angle between 13° - 19°

### Middle grade conveyor

- ▶ Standard discharge height: 3.19m (10' 6")
- ▶ Chevron belt: 800mm (32")
- ▶ Optional discharge height: 3.9m (12' 10")
- ▶ Variable speed
- ▶ Optional telescopic section


### Over size conveyor

- ▶ Standard discharge height: 3.6m (11' 10")
- ▶ Chevron belt: 1200mm (48")
- ▶ Working angle adjustable: 18° - 24°
- ▶ Variable speed

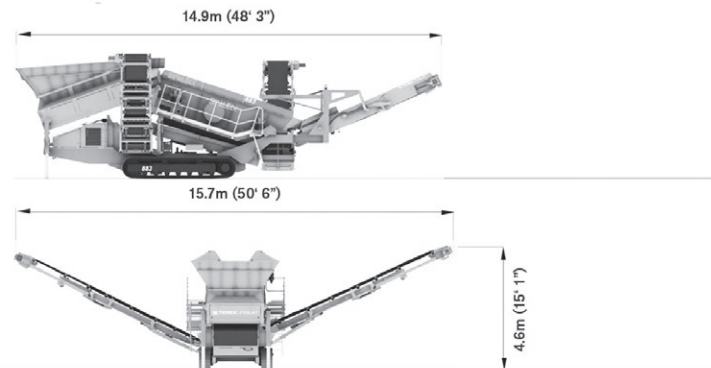
### Tracks

- ▶ Shoe width: 400mm (16")
- ▶ Sprocket centres: 3.28m (10' 9")

### Transport Dimensions



### Working Dimensions



Machine Weight: 30,000Kg (66,138lbs)\*

\*Standard Machine Configuration Estimated



# 3D COMBI FLIP-FLOW SCREEN



▶ 3D Punch Plate Top Deck



▶ Flip-Flow Mats Bottom Deck



MSW



C+D / C+I



Incineration slag


▶ In the centre of the mobile plant is a 3D-Combi-Flip-Flow-Screen. This combined model guarantees that the product is optimally loosened and turned over on the upper deck.

▶ Even large-grained material can be screened on a screening machine with a Flip-Flow screen deck.

▶ The screening deck with 3D screen segments, which is positioned above the Flip Flow screen deck to form a cascade, protects and reduces the stress on the Flip Flow screen mats. Their service life is increased and optimal screening results are guaranteed.

▶ The 3D screen segments with maximum open screen area can be changed quickly and simply thanks to the modular construction.

▶ The screen mats of the Flip-Flow screen are fastened without screws and have no edges that could cause difficulties. This means that the screen mats can be changed quickly and there is an optimal product flow on the screen mats.



Shredder light fraction



Shredder heavy fraction



Metal recycling

PROGRESS THROUGH DIVERSITY

**SPALECK**<sup>®</sup> since 1869  
conveying and separation technology



# Customer Support & Maintenance

## CUSTOMER SUPPORT

We work with our customers to understand their equipment needs to select the product most suited to their business requirements.

Terex customer support incorporates a range of services including parts, technical support, warranty and financial services.



## PARTS

We stock a full range of genuine Terex parts through our global support locations and dealer network. We are committed to getting the right parts delivered at the right time. Using genuine Terex parts ensures optimum performance and reliability.

## TECHNICAL SUPPORT

Terex provide highly qualified service personnel to ensure that we have the ability to provide technical support when our customers need it. This support is provided in conjunction with our dealer network. We ensure our customers are supported throughout the lifecycle of their machine. Terex works for you!

## WARRANTY

Terex warrants its new equipment to be free of defects in material or manufacture for a specified period from the date the equipment is first used.

## TEREX FINANCIAL SERVICES

Terex Financial Services can help meet your equipment needs by managing your financial requirements through a variety of customized financing solutions. For more information please contact:

North America

**Jeff Storner**

Email: [jeff.storner@terex.com](mailto:jeff.storner@terex.com)

Tel: 1 (502) 736 5235

Europe/Rest of World

**Neil Carmichael**

Email: [Neil.carmichael@terex.com](mailto:Neil.carmichael@terex.com)

Tel: +44 127 6505649



To find out more about the Terex product range and our customer support visit our website at [www.terex.com/environmental-equipment](http://www.terex.com/environmental-equipment)





# ENVIRONMENTAL EQUIPMENT

## CONTACT DETAILS

---

Terex Environmental Equipment  
1250 Commerce Drive  
Farwell, Michigan 48622  
USA

Toll Free: 1-800-953-5532  
Phone: 1-989-588-4295  
Fax: 1-989-588-4827  
E Mail: [salesenvironmental@terex.com](mailto:salesenvironmental@terex.com)  
Website: [www.terex.com/environmental-equipment](http://www.terex.com/environmental-equipment)

## CUSTOMER SERVICE

---

Technical Helpdesk Support  
Tom Feichtinger  
Tel: 1 (989) 339 2060  
E-mail: [Thomas.feichtinger@terex.com](mailto:Thomas.feichtinger@terex.com)

Customer Service Representative  
Jeff Hohlbein  
Tel: 1 (989) 339 2062  
E-mail: [jeff.hohlbein@terex.com](mailto:jeff.hohlbein@terex.com)

## SOCIAL NETWORKING

---



Become a Terex fan on Facebook by visiting [www.facebook.com/terexcorporation](http://www.facebook.com/terexcorporation)



Check out Terex Videos on YouTube: [www.youtube.com/TerexEnviroEquip](http://www.youtube.com/TerexEnviroEquip)



# WORKS FOR YOU.

The material in this document is for information only and is subject to change without notice.

Terex assumes no liability resulting from errors or omissions in this document, or from the use of the information contained herein. Due to continual product development we reserve the right to change specifications without notice. Product performance figures given in this brochure are for guidance purposes only, this information does not constitute an expressed or implied warranty or guarantee, but shows test examples. These results will vary depending on feed source and types of material being used.

Photographs are for illustrative purposes only, some or all of the machines in the illustrations may have been fitted with optional extras. Please check for details on optional extras.

Products and services listed may be trademarks, service marks or trade-names of Terex Corporation and/or its subsidiaries in the USA and other countries. All rights reserved. Terex is a registered trademark of Trade Corporation in the USA and many other countries. ©2013 Terex Corporation.

©2013 Terex Corporation