



GENUINE SPARE PARTS



WORKS FOR YOU.™

SPARE PARTS

Introduction

- ▶ Only Terex Finlay Spare Parts are created specifically for Terex Finlay machines based upon many years of application knowledge and experience.
- ▶ All original Terex Finlay Spare Parts undergo continuous market comparisons to ensure that they offer the customer the most cost-effective, quality Wear Parts available.
- ▶ Even the slightest change in Spare Part design may result in drastic changes to the shape and quality of product.
- ▶ Any deviation from authentic Terex Finlay Spare Part design in either material or dimensional specification, can result in serious damage to the crusher.
- ▶ All original Terex Finlay Spare Parts are subject to continuous development and extensive field-testing.
- ▶ Terex Finlay undertake research in the latest developments in crushing technology to ensure that Terex Finlay Spare Parts are always at the leading edge.
- ▶ Only approved Terex Finlay dealers have the full technical support service for advice and expertise on application suitability.
- ▶ Only the use of Original Terex Finlay Spare Parts ensures full warranty cover.

CRUSHER SPARE PARTS

MANGANESE SPECIFICATION

- 18% Manganese**
Used as standard on all jaw and cone crushers. Covers the majority of quarry and recycling applications. It has an initial hardness of 248BHN (Brinell Hardness) and can work harder during operation to 400 BHN.
- 14% Manganese**
This work hardens under normal conditions and will reach a Brinell Hardness of 450-500BHN. Application selection for 14% manganese is important as due to its softer initial state of 220BH, excessive wear can be caused in abrasive and very hard rock applications. In softer rock applications such as soft limestone, 14% manganese can be more effective than other grades of material.
- 22% Manganese**
Like the 18% manganese this material has a higher initial hardness of 248BHN. On hard rock applications can offer greater wear life thus increasing uptime and can outperform other grades of material.











 **TEREX** | FINLAY
C-1540




JAW CRUSHER SPARE PARTS

- A choice of tooth profiles to maximise performance across all applications
- Fully machines on the back and wedge locating surfaces
- Convenient easy lifting system to facilitate changes

Super Tooth	Quarry Tooth	Multi Tooth	Standard Tooth
			
			
<p>This profile is fitted as standard across the Finlay jaw crusher range. Supertooth is suitable for all quarrying and most recycling applications and offers excellent wear life throughout enhanced profile jaw teeth without compromising strength</p>	<p>This Jaw is for use in hard rock and high abrasion applications. It has increased wear life due to a deeper and wider tooth profile. It is also a good jaw plate for river gravel applications</p>	<p>The industry choice for many recycling applications. The “sharper” profile makes the Multi tooth ideal for most recycling applications, particularly those involving concrete. It is also more tolerant when recycling asphalt</p>	<p>Suitable for most quarry and recycling and excels in applications where high rebar content is a factor</p>

Jaw Plate Options				
Machine	Super Tooth	Quarry Tooth	Standard Tooth	Multi Tooth
J-960	✓	✓		✓
J-1170	✓		✓	✓
J-1175	✓	✓		✓
J-1480	✓	✓		✓

APPLICATIONS					
Jaw Plate	Recycling	Soft - Med Rock	Hard Rock	River Gravel	Asphalt
Super Tooth		✓	✓	✓	
Quarry Tooth		✓	✓	✓	
Standard Tooth	✓	✓			✓
Multi Tooth	✓				✓



 **TEREX** | FINLAY
J-1175

 **DUAL POWER** 

CONE CRUSHER SPARE PARTS

In all crushing equipment the choice of wear parts often has a direct impact on the quality of the end product produced – this is especially true for cone crushers where end product specification and quality is of key importance

With the correct cone wear parts / chamber configurations customers can:

- Avoids uneven and premature wear
- Maximise energy utilisation
- Avoid peak loads
- 18% manganese is supplied as standard for concaves and mantles
Options for 14% and 22% are also available – these are based on application and wear rates
- Cone liner configurations are totally dependent upon the feed material size, its characteristics and the required product size.



Cone Mantle



Cone Concave


MAXIMUM PIECE SIZE PER MACHINE AND CONFIGURATION		
Machine	1540	1550
Auto Sand	63mm	63mm
Medium Coarse	160mm	220mm
Coarse	175mm	N/A
Extra Coarse	195mm	N/A

CONE LINER OPTIONS				
Machine	Auto Sand	Medium Coarse	Coarse	Extra Coarse
C-1540	✓	✓	✓	✓
C-1550	✓	✓		
C-1545		✓		✓
C-1554				

18% Manganese supplied as standard with an option for 14% and 22% Manganese

Cone Chamber Profiles

An extensive range of profiles to suit all cavity configurations are available



IMPACT CRUSHER SPARE PARTS

The choice of blowbar is entirely dependant on application – the main factors being; maximum feed size, abrasiveness and hardness of the rock. Finlay offers a complete range of blow bar metallurgies to suit all applications, if you are in any doubt about the choice of blow bar to be used contact your local authorised Finlay dealer

A choice of blow bars to are available to suit different applications

IMPACT BLOWBAR OPTIONS			
Machine	Martensitic	Chrome	Ceramic
I-140 / I-130	✓	✓	✓
I-130RS / I-110 / I-110RS	✓	✓	✓
I-100 / I-100RS	✓	✓	✓

	Martensitic	Chrome	Ceramic
Typical Applications	Demolition or quarry with large feed.	Quarry Secondary applications (no steel in feed). Max Feed Size 200mm	Demolition, this is the best of both, martensitic body for impact with ceramic outer for good wear.

Martensitic

The martensitic steel blow bar is a good option for the widest variety of applications and suitable where there is variable feed material. It demonstrates good impact resistance against all but the hardest rocks and shows high resistance to gouging abrasion. It is supplied at around 500BHN and does not work harden. Martensitic steel blow bars are less susceptible to damage than chrome so the material feed size is only restricted by the chamber feed size

Chrome

The high chrome blow bar is the ideal choice for highly abrasive applications where there is no oversize high impact rocks or recycling debris in the feed. It is not tolerant to tramp metal. It is supplied at around 650BHN and does not work harden. The material feed size must be limited to prevent damage to the blow bars. For Chrome this is a maximum of 300mm. High Chrome blowbars have a longer lifetime than then martensitic steels

Martensitic Ceramic

The martensitic ceramic blow bars are used mainly in the recycling industry. They are designed to provide the high durability of the martensitic material combined with the excellent abrasive resistance of the ceramic insert. Martensitic Ceramic blow bars are less susceptible to damage than Chrome so the material feed size is only restricted by the maximum chamber feed size

Blow Bar



TEREX | FINLAY
I-100RS

SCREEN SPARE PARTS

Mesh

Mesh is the most common screening media used and comes in many different styles and sizes to suit all applications.



Woven Mesh

Strands of wire cross each other at right-angles to form square or slotted apertures. The wires cross alternatively above and beneath one another. This is the most commonly used mesh and can be made from high-tensile or stainless steel.




Self-Cleaning Wire

Alternating straight and undulating warps or paired undulating warps held together by wire bindings to maintain the mesh structure. The undulating wires vibrate during operation and help minimise blinding. Used particularly in damp applications.



3D Punch Plate

The 3D screen segments with maximum open screen area can be changed quickly and simply thanks to the modular construction. Range of sizes are available.




Piano Wire (Speedharp)

High tensile wires are stretched to a predetermined tension over a frame. Usually used in applications of damp, sticky and fine material with normal apertures below 10mm. High open area and vibration of the wire minimises blinding.



Elongated Mesh

Produced with either a double or triple cross wire to give an even greater open area and higher production than regular or square mesh. Also decreases the risk of clogging or blinding. Provides a good alternative to piano wire or speedharp type screens but are more robust and still give a high output. Also available in apertures above 20mm when piano wire screens are not available.



Flip-flow screen


The screen mats of the Flip-Flow screen are fastened without screws and have no edges that could cause difficulties. This means that the screen mats can be changed quickly and there is an optimal product flow on the screen mats.

Fingers



Top Deck

Spring steel tines are held at one end in a frame. They can withstand heavy impact and vibrate during operation which has the effect of breaking up any clumps of material.



Bottom Deck Fingers

Spring steel rods of a predetermined aperture mounted in plastic can be used in sticky conditions. Like the top deck fingers, the rods vibrate during operation to minimise blockages. The open slot can allow elongated material to pass which is not suitable for high accuracy applications.



Particularly useful in sizing or scalping operations and in heavy duty screening applications where standard screens have limited use. Available in mild steel, stainless steel and the latest abrasion resistant metals, punch plates can be manufactured in a wide range of apertures in either round, square, rectangular or hexagonal holes. Rubber covered punch plates

Bofor Bar



Manufactured from wear resistant steel (normally 400 BNH), Bofor Bars are used in heavy duty applications where heavy impact has to be absorbed.



 **TEREX** | **FINLAY**

883+

PROGRESS THROUGH DIVERSITY

SPALECK®

since 1869

conveying and separation technology

Conveyors, Drums and Rollers



Mantles, Concaves, Crusher Backing, Release Agent, Jaws Plates, Cheek Plates, Wear Liners

Conveyor Skirting



Wear Resistant Skirting Rubber supplied in 10 metre rolls or cut and punched to suit your application

Hydraulic Components



Motors, Pumps, Valves, Drive Couplings, Filters, Fitting, Power Pack etc.

Dust Suppression Parts



Spray Bars, Complete Pump Assemblies, Filters, Hoses, Nozzles and Clamp Holders etc.

Belt Cleaning



Replacement Scraper, Blades, Blade Sections, Tensioners etc.

Service Kits



Complete Service Kits tailored to suit your machines Engine and Hydraulic maintenance schedules

Springs



Springs, seating

Bearings & Couplings



Follow us on:



www.terexfinlay.com

Effective Sept 2016. Product specifications and prices are subject to change without notice or obligation. The photographs and/or drawings in this document are for illustrative purposes only. Refer to the appropriate Operator's Manual for instructions on the proper use of this equipment. Failure to follow the appropriate Operator's Manual when using our equipment or to otherwise act irresponsibly may result in serious injury or death. The only warranty applicable to our equipment is the standard written warranty applicable to the particular product and sale and Terex GB Ltd. makes no other warranty, express or implied. Products and services listed may be trademarks, service marks or trade-names of Terex Corporation and/or its subsidiaries in the USA and other countries. All rights are reserved. Terex® is a registered trademark of Terex Corporation in the USA and many other countries. Copyright 2010 Terex GB Ltd.



TEREX | **FINLAY**

WORKS FOR YOU.