

674 INCLINED SCREEN



SPECIFICATIONS:

Screen Size:

Net Engine Power:	Tier 3 / Stage 3A:	CAT (4.4 ATAAC)
	Engine Power:	98.1kW (131hp)
	Tier 4F / Stage IV:	CAT (4.4 ATAAC)
	Engine Power:	82kW (110hp)
	Tier 3 / Stage 3A:	CAT (constant speed)
	Engine Power:	98.1kW (131hp)

Portability:

Operating Weight: 28,500kgs

WORKS FOR YOU.TM

SPECIFICATION

HOPPER / FEEDER

Hopper Capacity: 8.0 m³ (10.46 yd³ 282.5 ft³)

Feed height: 3.52 m (11' 7")

Feed in width: 4.77m (15' 8") (grid wing plates)

Grid aperture: 100mm (4"), 150mm (6")

Drive: Hydraulic variable speed drive via high torque gearbox

Beltfeeder belt width: 1050 mm (3' 5")

Belt Spec: Plain EP500, 3 ply, 6 + 2mm covers.

Speed: variable, 0-16 mpm (0- 53' per min)

Wide mouth opening

MAIN CONVEYOR

Belt width: 1000 mm (40")

Belt spec: Plain 3 ply belt, EP400

Working Angle: 21-28°

Belt Speed: 100 mpm (328' per minute)

Steel skirted full length of conveyor

Spread Plate

SCREEN BOX

All decks:

3.66m x 1.52m (12' x 5') top & middle deck screen and 3.00m x 1.52m (10' x 5') bottom deck screen

Tensioning top & middle deck: side

Tensioning bottom deck: end

Drive: hydraulic with heavy duty bearing

Screen Angle: 18° - 37°, hydraulic adjust

Screen Speed: 1120 rpm

Screen stroke Min/ Max range: 6.5 -9.6 mm

Screen stroke standard: 6.5mm (1/4")

Hydraulic Tensioning (bottom deck screen mesh)

Abrasion resistant material impact plate

Hydraulic Tensioning (bottom deck screen mesh)

Galvanised access catwalks on both sides and top end of screen

Total screening area: 15.7 m² (170 ft²)



Hopper Feeder



Hopper Feeder



Heavy Duty Bearing



Spreader Plate

SIDE CONVEYORS

Belt width: 650 mm

Belt spec: Chevron EP315, 3 ply 3+1.5

Working Angle: 24°

Speed: Variable speed, 0-121rpm (0-397' per min)

Hydraulic Folding

Discharge Height: 4755 mm (15' 7")

Stockpile capacity: 147 m³ (5190 Ft³)

FINES CONVEYOR

Belt width: 1200 mm (48")

Belt spec: Plain, 3 ply, EP400

Working Angle: 14°-33°

Rosta scraper on head drum

Speed: variable speed, 92rpm (302' per min)

Standard Discharge Height: 3740 mm (12' 3")

Stockpile capacity: 63.9 m³ (2256 Ft³)

OVERSIZE PLUS CONVEYOR

Belt width: 500 mm (19.7")

Belt spec: Chevron, EP 315, 3 ply

Working Angle: 20-23°

Speed: variable speed, 120 rpm (400' per min)

Discharge Height: 4071 - 4476 mm (13' 4" to 14' 8")

Operating angle variable between 40° and 60°

Stockpile capacity: 88.4 - 114.4 m³ (3121 - 4039 Ft³)

Oversize Fed Chute from Top Deck



New Generation Folding Mechanism



Main Conveyor



Fines Conveyor



Middle Grade Conveyor



Oversize Minus

POWERPACK

Tier 3 / Stage 3A: CAT (4.4 ATAAC)
 Engine Power: 83kW (111hp)
 Engine Speed: 2200 rpm

Tier 4F/ Stage IV: CAT (4.4 ATAAC)
 Engine Power: 82kW (110hp)
 Engine Speed: 2200 rpm

Pump 1: Triple 33cc/33cc/26cc

The first section drives either the (right) track or split to drive the middle grade & "oversize minus" conveyor.

The second section drives either the (left) track or the main conveyor.
 The third section drives the belt feeder and oversize plus conveyor

Pump 2: Tandem 46cc/27cc

The first section drives the Fines conveyor and screen.
 The second section operates the vibrating or tipping grid.

Tier 3 /Stage 3A: CAT (constant speed)
 Engine Power: 98.1kW (131hp)
 Engine Speed: 1800 rpm

Pump 1: Triple 61cc/41cc/41cc

The first section drives Fines conveyor and screen.
 The second section drives either the (right) track or the belt feeder and oversize plus conveyor.
 The third section operates the vibrating or tipping grid.

Pump 2: Tandem 33cc/33cc

The first section drives the main conveyor.
 The second section split to drive the middle grade & "oversize minus" conveyor.

TANK CAPACITIES

Hydraulic Tank: 450 litres / 99 UK gal / 119 US gal

Fuel Tank: 336 litres /74 UK gal / 88 US gal)

UNDERCARRIAGE

Shoe Width: 400 mm (15.7")

Sprocket Centres: 295 mm (9'8")


Speed: 0.8km/h

Gradeability: 25.5°

Raking Angle: 8°



Pump 1: Triple 33cc/33cc/26cc



Undercarriage

STANDARD FEATURES

ENGINE:

Tier 3 / Stage 3A Caterpillar C4.4- 4 cylinder diesel engine developing 83kW (111.3 hp) 2200 RPM

Tier 4F / Stage IV - Caterpillar C4.4 - 4 cylinder diesel engine developing 98.1kW (110 Hp) 2200 RPM

Tier 3 / Stage 3A CAT 4.4 constant speed engine - 4 cylinder diesel engine developing 98.1kW (131hp) @1800rpm - Europe Only

FEEDER CONVEYOR / HOPPER:

4.25m (14ft) wide hopper - 8.0m³ (10.5cu yard) capacity

1050mm (42") wide variable speed belt feeder

Remote control hydraulic tipping reject grid c/w grouser bars 4.25m x 100mm spacing (14'-0" x 4")

SCREENBOX

3.66m x 1.52m (12' x 5') top & middle deck screen and 3.00m x 1.52m (10' x 5') bottom deck screen

No mesh or speedharps included for any deck (but all mesh fitting parts included as standard)

Quick wedge tensioning - top and middle deck

Hydraulic tensioning (bottom deck screen mesh)

Galvanised access catwalks to both sides and around top of screen

Top deck screenbox reject chute c/w wear resistant and low friction liners.

MAIN CONVEYOR:

1000mm (39") wide main belt

Skirting on main conveyor

Anti-rollback plates (2nr)

SIDE CONVEYORS

650mm (26") wide chevron belt on both side conveyors

OVERSIZED PLUS CONVEYOR

500mm (20") wide chevron belt on oversize plus product conveyor

FINES CONVEYOR

1200mm (48") wide plain belt on fines conveyor

GENERAL:

Heavy duty undercarriage unit with 400mm wide tracks

Control operation of tracks via hand-held set with 5m connection lead with heavy duty square connector

Low level central greasing & emergency stops (6)

OPTIONAL EQUIPMENT

No grid but hopper deadplate fitted

100mm Double deck vibrating grid c/w abrasion resistant plate on wear surface of T Bars top dk and mesh in bottom deck (includes Hopper inlet chute from crusher)

Remote control hydraulic tipping reject grid c/w grouser bars 3.65m x 100mm spacing (12'-0" x 4") and hopper inlet chute from crusher

Feeder Landing Feet

10mm thick bolt in wear resistant liners in hopper.

Top deck mesh

Middle deck mesh

Bottom deck mesh/ speedharp

Screenbox Rotation Reversal control

Main Conveyor Spreader plate lined wear resistant steel

Hydraulic raise of Main Conveyor head-section (For improved mesh access)

Aluminium Rapid-Fit dust covers on main and fines belt

Dust suppression system on fines belt

Radio Remote control of tracks

1nr Standard stockpiler drive - Approx 30 Litres/min (only available when no vibrating grid fitted)

OR Quad Pump option for 1nr dedicated Stockpiler Drive - Approx 70 Litres/min

Working lights on powerunit & main conveyor

68 grade hydraulic oil

Special paint colour (if different from Terex MPE White RAL 1013 or Finlay Orange RAL 2002). RAL must be specified on order



TEREX | **FINLAY**

Oversize Plus Conveyors

- ▶ Belt width: 500 mm (19.7")
- ▶ Belt spec: Chevron, EP 315, 3 ply
- ▶ Working Angle: 20-23°
- ▶ Discharge Height: 4071 - 4476 mm (13' 4" to 14' 8")
- ▶ Operating angle variable between 40° and 60°
- ▶ Stockpile capacity: 88.4 - 114.4 m³ (3121 - 4039 cu. Ft.)

Hopper / Feeder

- ▶ Hopper Capacity: 8.0 m³ (10.46 yd³ 282.5 Ft³)
- ▶ Feed height: 3.52 m (11' 4")
- ▶ Drive: Hydraulic variable speed drive via high torque gearbox
- ▶ Beltfeeder belt width: 1050 mm (3' 5")
- ▶ Belt Spec: Plain EP 630, 4 ply, 6 + 2mm covers.
- ▶ Speed: variable, 0-16 mpm (0- 53' per min)

Main Conveyor

- ▶ Belt width: 1000 mm
- ▶ Belt spec: Plain 3 ply belt, EP400
- ▶ Working Angle: 21-28°
- ▶ Belt Speed: 100 mpm (328' per minute)
- ▶ Steel skirted full length of conveyor

Fines conveyor

- ▶ Drive: Hydraulic variable speed drive via high torque 630cc motor
- ▶ Belt width: 1.2m (48")
- ▶ Belt spec: Plain, 3 ply, EP315
- ▶ Working Angle: Variable 33° (Max)
- ▶ Rosta scraper on head drum
- ▶ Speed: variable speed, 120 mpm (400' per min)
- ▶ Standard Discharge Height: 4.36m (14' 4")
- ▶ Stockpile capacity: 106.3m³ (139yd³) @ 25

Screenbox


- ▶ Tensioning top & middle deck: side
- ▶ Drive: hydraulic with heavy duty bearing
- ▶ Screen Angle: 18° - 37°, hydraulic adjust
- ▶ Screen Speed: 1120 rpm
- ▶ Screen stroke Min/Max range: 6.5 -9.6 mm
- ▶ Screen stroke standard: 6.5mm (1/4")
- ▶ Total screening area: 15.7 m² (170 sq. ft)

SIDE CONVEYORS


- ▶ Belt width: 650 mm
- ▶ Belt spec: Chevron 3 ply EP315
- ▶ Working Angle: 24°
- ▶ Speed: Variable speed, 0-121mpm (0-397' per min)
- ▶ Discharge Height: 4765 mm (15' 7")
- ▶ Stockpile capacity: 147 m³ (5190 Ft³)

Power unit

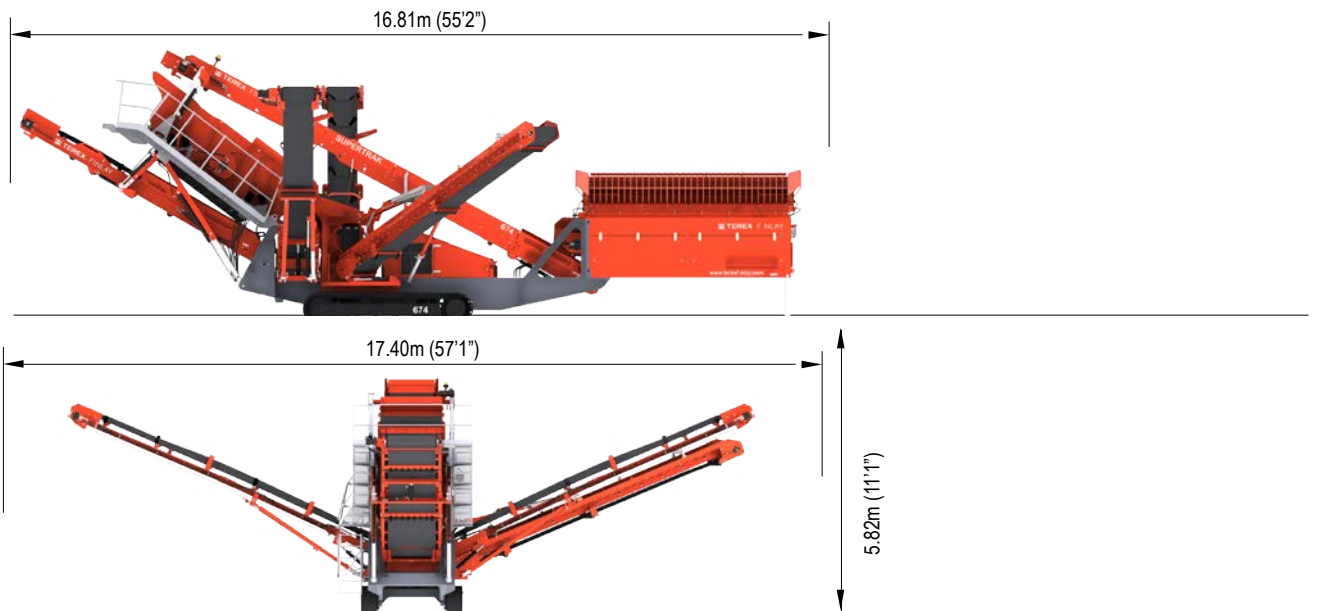
- ▶ Tier 3 / Stage 3A: CAT (4.4 ATAAC)
- ▶ Engine Power: 83kW (111hp)
- ▶ Engine Speed: 2200 rpm
- ▶ Tier 4F / Stage IV: CAT (4.4 ATAAC)
- ▶ Engine Power: 82kW (110hp)
- ▶ Engine Speed: 2200 rpm
- ▶ Tier 3 / Stage 3A: CAT (constant speed)
- ▶ Engine Power: 98.1kW (131hp)
- ▶ Engine Speed: 1800 rpm



TRANSPORT DIMENSIONS



WORKING DIMENSIONS



MACHINE WEIGHT: 28,500KGS (62,832LBS)